

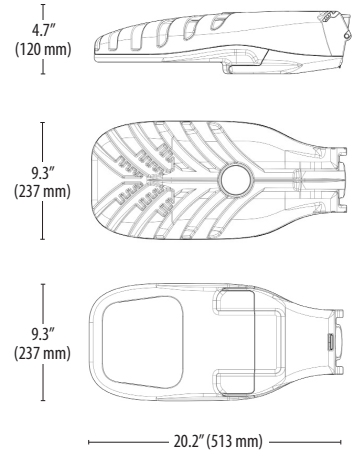
SLIQ SERIES



QB-SOLID

SLIQ-S SPECIFICATIONS

Housing:	Single piece, die-cast low copper aluminum (<0.6%)
Cover / Door:	Glass-filled polycarbonate (IK10)
Operating Temperature:	-40°C to +50°C (-40°F to +122°F)
Mounting:	1.625" - 2.375" (42 - 60 mm) O.D. Tenons
Mounting Methods:	Horizontal Entry or Post-Top Mount
Weight:	12 lbs (5.5 kg)
Height:	4.7" - 6.2" (120 mm - 158 mm)
EPA Rating:	<0.45 ft ² (< 0.042 m ²)
Ingress Protection:	Power supply, controls, and optical assembly are located inside chamber rated IP66 per IEC 60529/ANSI C136.25. Luminaire is rated for wet locations.
Finish:	Durable polyester powdercoat topcoat



CERTIFICATIONS PENDING

	SLIQ (16 LEDs)										SLIQ (16 LEDs) HO		
ELECTRICAL													
LED Voltage (V)	6										12		
Drive Currents (mA)	170	200	250	300	350	400	450	500	530	600	300	350	400
Power Consumption (W)	20	22	28	33	38	43	49	55	58	66	60	70	80
Input Voltage (V)	120 - 277V (Standard), 347 - 480V (Optional)												
Surge Protection	Meets the requirements of ANSI C136.2-2018 Extreme												
Power Factor	>0.90												
Receptacle	Solid (No receptacle), 7-PIN receptacle (ANSI C136.41), or ZHAGA (Book 18)												

OPTICS & PERFORMANCE													
Photometry (Distribution)	G2S, G3M, G2G, G3W, G2H, DT3, DTC, DM2, DT4, DT2, DDC, DAT, DME, DNS, DM1, DCT, DTB, DT1, DMW, DTM												
Color Temperature (CCT)	4000K and 3000K												
Color Rendering Index (CRI)	70												
3000K Fixture Efficacy (Lm/W)	130	132	129	130	132	128	124	122	121	117	120	116	111
4000K Fixture Efficacy (Lm/W)	135	143	139	136	137	137	133	127	126	123	122	117	114
3000K Fixture Output (Lm)	2,600	2,900	3,600	4,300	5,000	5,500	6,100	6,700	7,000	7,750	7,200	8,100	8,900
4000K Fixture Output (Lm)	2,700	3,150	3,900	4,500	5,200	5,900	6,500	7,000	7,300	8,100	7,300	8,200	9,100
LED L70 (Hours)	> 100,000 hours @ maximum drive current												
Shielding	Optional shields available upon request.												

CONTROL	
Control & Monitoring	Dimming power supply (1-10V) is standard equipment. DALI option is only available for 170mA to 530mA (6V LED option) but not for 347-480V. We offer a complete range of control and monitoring solutions.

1. Not all model configurations are DLC qualified - consult factory for details. 2. Only products with a CCT of 3000K (or less) meet International Dark Sky Association requirements. Values shown are subject to ±5% tolerance. Color temperatures shown are ±300K type G2S distribution. Illustrated Above: SLIQ-S All information provided is subject to change without notice.



115 Chain Lake Drive, Halifax,
Nova Scotia, Canada, B3S 1B3

T: +1.877.533.5755
F: +1.888.533.5755

liveablecities.com
info@liveablecities.com

SLIQ SERIES

ORDERING INFORMATION

Example catalog number: Q-B00-6-16S-2-2-3S-R-3-G2S-R-E-7-S-GY-UL-0000

SERIES	VERSION + RADIO	LED VOLTAGE	LEDS / BODY	MOUNTING METHOD
Q			16S	
Q - SLIQ	B00 - Basic (No internal controls of sensors) C70 - Controls (Cellular radio w/ internal controls) C40 - Controls (LRLMesh radio w/ internal controls) D70 - Data (Cellular radio w/ internal controls + radar speed sensor) D40 - Data (LRLMesh radio w/ internal controls + radar dynamic lighting sensor) T70 - TSP (Cellular radio w/ internal controls & ext. sensor interface) T40 - TSP (LRLMesh radio w/ internal controls & ext. sensor interface)	6 - 6V (Standard 21 - 64W) H - 12V (High-Output 65 - 85W)	16S - Small	2 - 2-Bolt Horizontal Mount 4 - 4-Bolt Horizontal Mount

VOLTAGE ¹	DRIVER CURRENT	DRIVER ADD-ON ²	TEMPERATURE (CCT) ³	OPTICS	WIRING CHAMBER
2 - 220 - 240V 5 - 120 - 277V 6 - 347 - 480V ¹	17 - 170 mA 20 - 200 mA 25 - 250 mA 30 - 300 mA 35 - 350 mA 40 - 400 mA 45 - 450 mA 50 - 500 mA 53 - 530 mA 60 - 600 mA	R - 0 - 10V D - DALI ²	3 - 3000K 4 - 4000K	G2S DT3 DDC DM1 G3M DTC DAT DCT G2G DM2 DME DTB G3W DT4 DNS DT1 G2H DT2 DMW DTM	R - CLASS I with terminal block P - CLASS I with flying leads

SURGE PROTECTION	RECEPTACLE TOP OPTION ⁴	RECEPTACLE BOTTOM OPTION ⁴	FINISH	CERTIFICATION ⁵	OTHER OPTIONS
E			GY		
E - Extreme	S - Solid Top (No Receptacle) 7 - 7-PIN Receptacle (C136.41) Z - ZHAGA (Book 18)	S - Solid Bottom (No Receptacle) 7 - 7-PIN Receptacle (C136.41) Z - ZHAGA (Book 18) T - TSP Sensor Interface	GY - Grey painted housing with white cover/door	UL - cULus CE - European EN - ENEC	If applicable, insert 4 digit Special Product Request code (SPR)

CATALOG NUMBER:

Q - _ _ _ - 16S - _ _ _ - _ _ _ - _ _ _ - E - _ _ _ - GY - _ _ _ - _ _ _

Project Name:	Comments
Quantity:	
Approved By:	
Date:	

1. 347-480V only with QB00 (basic) version. 2. DALI option is only available for 170mA to 530mA (6V LED option). Not available for 347-480V. 3. Other color temperatures available. 4. If photocells are required, they must be ordered separately. 5. For CE and EN certifications, max ambient temp of +50°C; all others max ambient of +40°C.

By completing the Order Confirmation above, I certify that I am authorized to sign the confirmation on behalf of the company. Information provided is subject to change without notice. LED Roadway Lighting Ltd. supplies and warrants luminaires and proprietary control systems only. It is the responsibility of the client to select lighting poles and mounting arms that are suitable for the application (including but not limited to wind loading, seismic requirements, etc.) and the characteristics of the luminaire (e.g. EPA rating), and to confirm integrity and suitability of existing poles and mounting arms prior to installation.



115 Chain Lake Drive, Halifax,
Nova Scotia, Canada, B3S 1B3

T: +1.877.533.5755
F: +1.888.533.5755

liveablecities.com
info@liveablecities.com

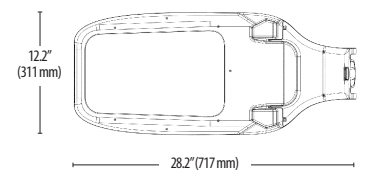
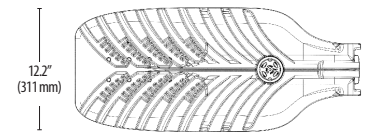
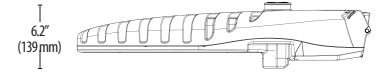
SLIQ SERIES

SLIQ-M SPECIFICATIONS

Housing:	Single piece, die-cast low copper aluminum (<0.6%)
Cover / Door:	Glass-filled polycarbonate (IK10)
Operating Temperature:	-40°C to +40°C (-40°F to +104°F)
Mounting:	1.625" - 2.375" (42 - 60 mm) O.D. Tenons
Mounting Methods:	Horizontal Entry or Post-Top Mount
Weight:	24 lbs (11 kg)
Height:	5.47" - 6.22" (139 mm - 158 mm)
EPA Rating:	<0.65 ft ² (< 0.061 m ²)
Ingress Protection:	Power supply, controls, and optical assembly are located inside chamber rated IP66 per IEC 60529/ANSI C136.25. Luminaire is rated for wet locations.
Finish:	Durable polyester powdercoat topcoat



QB 7-PIN



CERTIFICATIONS PENDING

	SLIQ-M (60 LEDs)							SLIQ-M (60 LEDs) HO
ELECTRICAL								
LED Voltage (V)	6							12
Drive Currents (mA)	200	250	300	350	400	470	500	300
Power Consumption (W)	77	95	115	135	155	181	194	212
Input Voltage (V)	120 - 277V (Standard), 347 - 480V (Optional)							
Surge Protection	Meets the requirements of ANSI C136.2-2018 Enhanced							
Power Factor	>0.90							
Receptacle	Solid (No receptacle), 7-PIN receptacle (ANSI C136.41), or ZHAGA (Book 18)							

OPTICS & PERFORMANCE								
Photometry (Distribution)	G2S, G3M							
Color Temperature (CCT)	4000K and 3000K							
Color Rendering Index (CRI)	70							
3000K Fixture Efficacy (Lm/W)	152	148	145	141	138	136	133	121
4000K Fixture Efficacy (Lm/W)	156	155	151	148	144	143	141	130
3000K Fixture Output (Lm)	11,700	14,100	16,650	19,100	21,400	24,700	25,850	25,700
4000K Fixture Output (Lm)	12,000	14,750	17,400	20,000	22,400	25,900	27,350	27,500
LED L70 (Hours)	> 100,000 hours @ maximum drive current							
Shielding	Optional shields available upon request.							

CONTROL	
Control & Monitoring	Dimming power supply (1-10V) is standard equipment. DALI option is available but not for 347-480V. We offer a complete range of control and monitoring solutions.

1. Not all model configurations are DLC qualified - consult factory for details. 2. Only products with a CCT of 3000K (or less) meet International Dark Sky Association requirements. Values shown are subject to ±5% tolerance. Color temperatures shown are ±300K type G2S distribution. Illustrated Above: SLIQ-M All information provided is subject to change without notice.

SLiQ SERIES

ORDERING INFORMATION

Example catalog number: Q-B00-6-60M-2-2-35-R-3-G2S-R-F-7-5-GY-UL-0000

SERIES	VERSION + RADIO	LED VOLTAGE	LEDS / BODY	MOUNTING METHOD
Q			60M	
Q - SLiQ	B00 - Basic (No internal controls of sensors) C70 - Controls (Cellular radio w/ internal controls) C40 - Controls (LRLMesh radio w/ internal controls) D70 - Data (Cellular radio w/ internal controls + radar speed sensor) D40 - Data (LRLMesh radio w/ internal controls + radar dynamic lighting sensor) T70 - TSP (Cellular radio w/ internal controls & ext. sensor interface) T40 - TSP (LRLMesh radio w/ internal controls & ext. sensor interface)	6 - 6 V (Standard 77 - 194W) H - 12V (High-Output 212W)	60M - Medium	2 - 2-Bolt Horizontal Mount 4 - 4-Bolt Horizontal Mount

VOLTAGE ¹	DRIVER CURRENT	DRIVER ADD-ON ²	TEMPERATURE (CCT) ³	OPTICS	WIRING CHAMBER
2 - 220 - 240V 5 - 120 - 277V 6 - 347 - 480V ¹	20 - 200 mA 25 - 250 mA 30 - 300 mA 35 - 350 mA 40 - 400 mA 47 - 470 mA 50 - 500 mA	R - 0 - 10V D - DALI ²	3 - 3000K 4 - 4000K	G2S G3M	R - CLASS I with terminal block P - CLASS I with flying leads

SURGE PROTECTION	RECEPTACLE TOP OPTION ⁴	RECEPTACLE BOTTOM OPTION ⁴	FINISH	CERTIFICATION ⁵	OTHER OPTIONS
F			GY		
F - Enhanced	S - Solid Top (No Receptacle) 7 - 7-PIN Receptacle (C136.41) Z - ZHAGA (Book 18)	S - Solid Bottom (No Receptacle) 7 - 7-PIN Receptacle (C136.41) Z - ZHAGA (Book 18) T - TSP Sensor Interface	GY - Grey painted housing with white cover/door	UL - cULus CE - European EN - ENEC	If applicable, insert 4 digit Special Product Request code (SPR)

CATALOG NUMBER:

Q - _ _ _ - 60M - _ _ _ - _ _ _ - _ _ _ - F - _ _ _ - GY - _ _ _ - _ _ _

Project Name:	Comments
Quantity:	
Approved By:	
Date:	

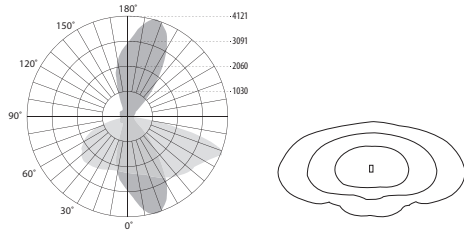
1. 347-480V only with QB00 (basic) version. 2. DALI option is not available for 347-480V. 3. Other color temperatures available. 4. If photocells are required, they must be ordered separately. 5. For CE and EN certifications, max ambient temp of +50°C; all others max ambient of +40°C.

By completing the Order Confirmation above, I certify that I am authorized to sign the confirmation on behalf of the company. Information provided is subject to change without notice. LED Roadway Lighting Ltd. supplies and warrants luminaires and proprietary control systems only. It is the responsibility of the client to select lighting poles and mounting arms that are suitable for the application (including but not limited to wind loading, seismic requirements, etc.) and the characteristics of the luminaire (e.g. EPA rating), and to confirm integrity and suitability of existing poles and mounting arms prior to installation.

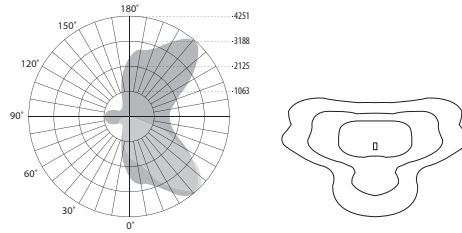
SLIQ SERIES

PHOTOMETRY / DISTRIBUTION PATTERNS

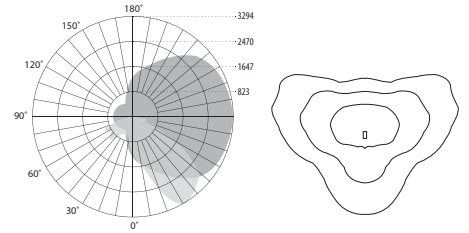
G2S Type II Max Throw



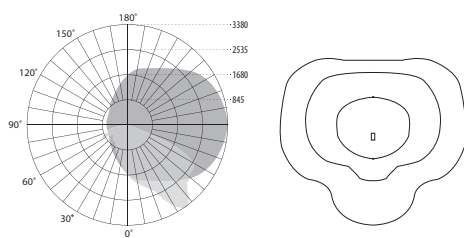
G2G Type II Low Glare



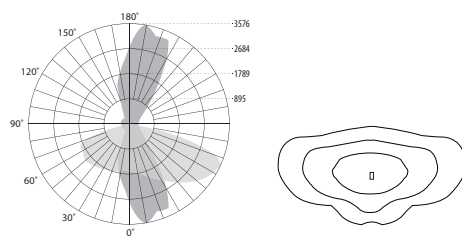
G3M Type II



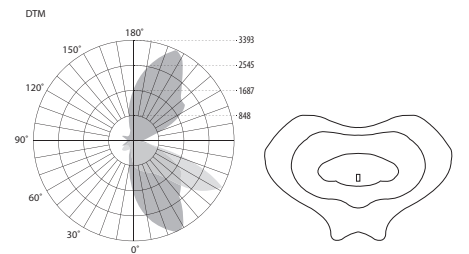
G3W Type III



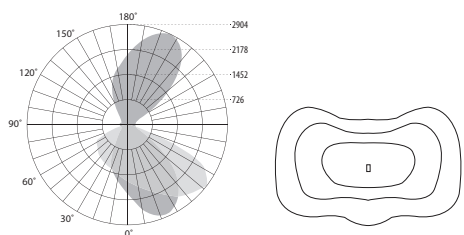
G2H Type II



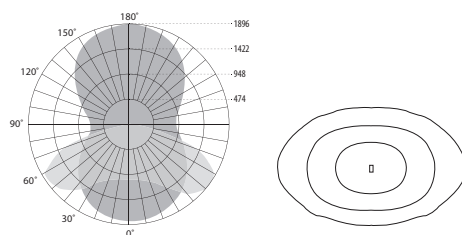
DTM Type III



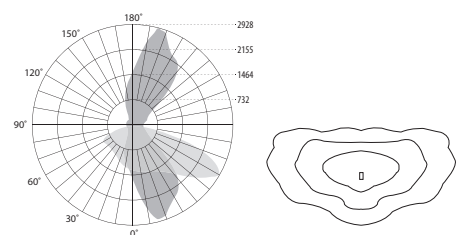
DAT Type II



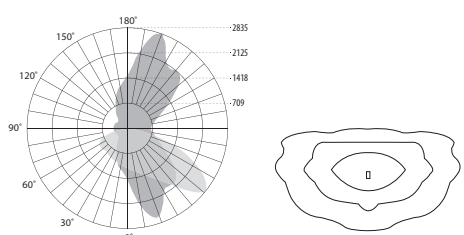
DCT Type II



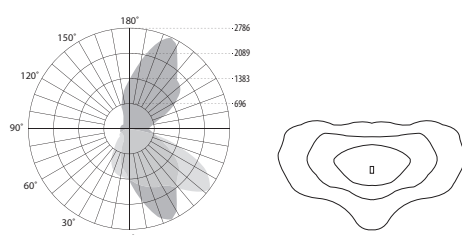
DM1 TYPE II



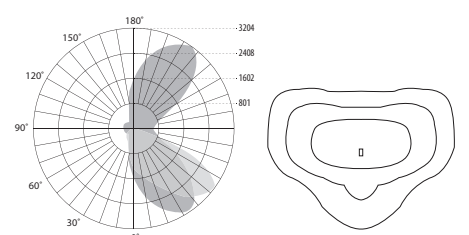
DM2 Type II



DME Type II



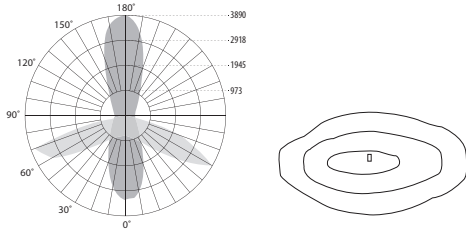
DMW TYPE II



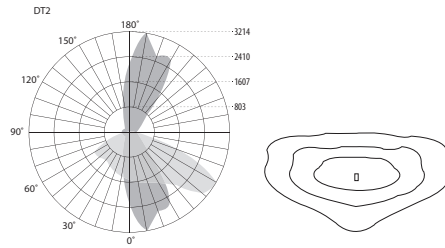
SLiQ SERIES

PHOTOMETRY / DISTRIBUTION PATTERNS

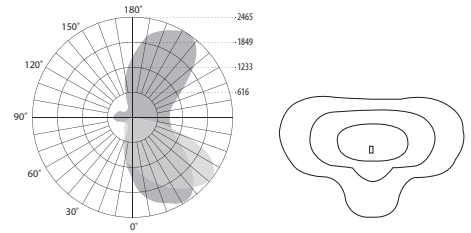
DT1 Type I



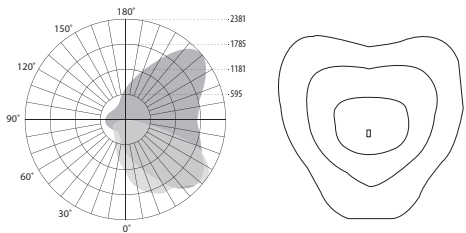
DT2 Type II



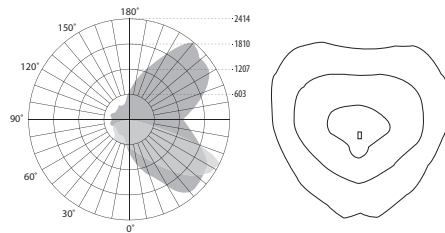
DT3 Type II



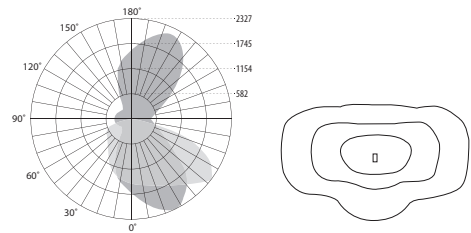
DT4 Type III



DTB Type IV



DDC Type II



DTC Type II

